


CHM1020

Chemistry for Liberal Arts (105707-1-2205-C7-12-1-1)

PROFESSOR INFORMATION



Taylor, John T.

John.Taylor@fscj.edu

Office Hours:

Days	Hours	Campus	Room	Phone
Monday	10:00-10:30 a.m.	NORTH	Online/Cell Pho	(904) 614-0531 cell
Monday	01:00-01:30 p.m.	NORTH	Online/Cell Pho	(904) 614-0531 cell
Monday	05:00-05:30 pm	NORTH	Online/Cell Pho	(904) 614-0531 cell
Monday	08:20-08:50 p.m.	NORTH	Online/Cell Pho	(904) 614-0531 cell
Tuesday	12:00-12:30 pm	SOUTH	Online/Cell Pho	(904) 614-0531 cell
Tuesday	03:20-03:50 p.m.	SOUTH	Online/Cell Pho	(904) 614-0531 cell
Wednesday	11:30-12:00 pm	DWN	Online/Cell Pho	(904) 614-0531 cell
Wednesday	02:00-2:30 p.m.	DWN	Online/Cell Pho	(904) 614-0531 cell
Wednesday	05:00-05:30pm	DWC	Online/Cell Pho	(904) 614-0531 cell
Wednesday	08:20-08:50 p.m.	DWC	Online/Cell Pho	(904) 614-0531 cell
Friday	08:00-08:30 am	OCDISTANCE	Online/Cell	(904) 614-0531 cell
Sunday	06:00-06:30 PM	OCDISTANCE	Online/Cell	(904) 614-0531 cell

And by Appointment

COURSE DESCRIPTION

Students will benefit by taking high school algebra or MAT 0028 prior to enrolling in this course. This course, designed to meet the General Education Requirements for non-science majors, is designed especially for students who wish to gain an understanding of the fundamental nature of physical science from the chemical point of view. The treatment utilizes an approach to scientific concepts and methods, stressing and illustrating principles rather than merely listing phenomena. This course will require proctored testing at an approved location. Students may be charged testing fees at off-campus and virtual testing locations. For additional information and resources, please see the College's Online Learning website at <https://www.fscj.edu/academics/schools-of-learning/online-learning/online-course-testing>.

COURSE INFORMATION

Course Number / Title: CHM1020 / Chemistry for Liberal Arts

Number of Credit Hours: 3

Term / Year / Session / Length: Summer / 2020 / C / 7

IMPORTANT DATES

Class Begins	2020-06-29
100% Refund Deadline	2020-07-06 7:00 PM (ET)
Withdraw with 'W' Deadline	2020-07-30 7:00 PM (ET)
Class Ends	2020-08-18

College Holiday(s)

07/03/2020

These dates are critical for this course. Additional critical dates for this course can be found by clicking the appropriate term links in the [online calendar](#) at the Florida State College at Jacksonville Website.

COURSE LOCATION

Component	Location	Room	Dates	Days	Times
LEC	Online	Online - All activities online	6/29/2020 - 8/18/2020		

INSTRUCTIONAL MATERIALS AND EQUIPMENT

Textbook Information:

You have several options for purchasing the textbook. All chemistry course content centers on each chapter section in the text. You purchase the text (and materials) to complete the chemistry content requirements:

1. You may purchase a loose-leaf book in a binder without the Access codes for under \$50 from a former student.
2. You may purchase the International softback version on line from International book sales for approximately \$72.
3. You may rent the book from any source.
4. You may purchase or rent a soft back hard copy text from any source
5. You need to have purchased, borrowed, or rented a book to give you permission to view the videos, which replace the lecture for online students.
6. If you purchase an e-book for your cell phone, pad or laptop during proctored open book exams the professor will have hard copy text for the student to use during open book proctored exams either in class or in the test center. This will be explained why to the class during the first week.

The bookstore has the following option:

1. Purchase a new softback text for \$218;
2. Buy used from the bookstore the text for \$163;
3. Rent the text hard copy \$87.20; or
4. rent the text digital \$51.25.

Have this done no later than the week of class January 13, 2020.

**WE WILL NOT BE USING THE MASTERING CHEMISTRY SOFTWARE
FALL 2019 TERM OR SPRING TERM 2020 OR SUMMER 2020.**

DO NOT PURCHASE THIS SOFTWARE IN ANY COMBINATION WITH THE PURCHASE OF THE TEXTBOOK

ONLINE DELIVERY SYSTEM

This course will be delivered using the Canvas™ course management system.

Canvas Links:

During the Fall Term 2019 FSCJ changed it's LMS (Learning Management System) to Canvas.

YOUR COURSE IS PRESENTED THROUGH CANVAS.

If you are having problems with Canvas and need help you can access canvas live support via chat or you may call the number below

CANVAS CHAT:

<https://cases.canvaslms.com/liveagentchat?chatttype=student&sfid=001A000000LzNg>

OR call **904-431-7526** to speak to a representative.

Professor Taylor's CHM 1020 class seldom if ever have online chats

FSCJ TECHNICAL SUPPORT

HTTPS://FSCJ.SERVICE-NOW.COM/ESP?ID=FSCJ_HOME

Access tutorials for using Canvas features:

<HTTPS://COMMUNITY.CANVASLMS.COM/COMMUNITY/ANSWERS/GUIDES/CANVAS-GUIDE>

TECHNOLOGY REQUIREMENTS

Reliable and consistent computer and Internet access is encouraged to successfully participate in and complete online courses. Ensure that your computer meets the minimum system requirements noted below and on the Florida State College at Jacksonville Online Learning site (<http://www.fscj.edu/academics/online-learning>).

Please use the following checklist to determine your computer readiness.

ONLINE LEARNING - FLORIDA STATE COLLEGE AT JACKSONVILLE

www.fscj.edu

FSCJ Online provides distance learning opportunities that combine convenience and the power of technology to bring learning options.

You should own or have access to:

- An email account
- Computer with high speed access to the Internet
- Access to College computers when needed
- Virus-checking software
- Word-processing software (WORD suggested)
- Software and plug-ins that may include (choose the titles for the free downloads)
 - Adobe Acrobat Reader (<http://get.adobe.com/reader/>)
 - Flash Player (<http://get.adobe.com/flashplayer/>)
 - Java (<http://www.java.com/en/download/manual.jsp>)
 - Shockwave Player (<http://get.adobe.com/shockwave/>)
 - VLC (<http://www.videolan.org/>)

It is a good idea to check your computer at the beginning of each course and a couple of times throughout the term to ensure you have all the necessary software and plug-ins to use the Blackboard online system and course features.

After logging in to Blackboard, choose the Browser Checker link.

Review the results and choose the links to the recommended software.

Please note that you will need to turn off your pop-up blocker to use all features of this online course.

Adobe Flash Player Download

get.adobe.com

Download free Adobe Flash Player software for your Windows, Mac OS, and Unix-based devices to enjoy stunning audio/video playback, and exciting gameplay.

Adobe Acrobat Reader DC Download | Free PDF viewer for Windows, Mac OS, Android

get.adobe.com

Download free Adobe Acrobat Reader DC software for your Windows, Mac OS and Android devices to view, print, and comment on PDF documents.

SUMMER 2020 ADDITIONAL INFORMATION:

CAMPUS BASED HYBRID WILL BE FULLY ONLINE WITH CONFERENCING DURING SCHEDULE CLASS HOURS

Here are instructions for the use of all conferencing delivery systems:

SYNCHRONOUS VIRTUAL INSTRUCTION

Live virtual/online sessions in this course will be conducted by the instructor via Conferences, Cisco WebEx and/or Chat within Canvas during the class times indicated in your myFSCJ class schedule. You will find the link to **Conferences**, WebEx and Chat within the course navigation menu in Canvas. If using a mobile device, the course menu will be revealed by clicking the three horizontal lines in the upper left corner of your screen. All three tools are also accessible within the Canvas Student app.

PROFESSOR TAYLOR WILL UTILIZE CANVAS CONFERENCE TOOL AS THE PRIMARY DELIVERY SYSTEM

During the live online meeting time, please navigate to **Conferences**, WebEx or Chat as directed by your instructor, then **click "Join"** to begin participating in the virtual session. To be able to ask questions during the live online sessions, you will need to determine how you would like to connect your audio to the meeting.

Audio Options include:

- Use computer for audio—Use your computer with a headset or speakers. This is recommended and the default audio connection type within both Conferences and WebEx tools. You can change your headset, speakers, and microphone.
- Call in—Dial in from your phone when the meeting starts. A list of global call-in numbers is available after you join the meeting.
- Don't connect audio—You won't hear any audio in the meeting through your computer or phone. Unless your instructor states to use this option, please plan to join with one of the above options.

Some browsers may not be fully compatible with Canvas. Please review the information below for details on recommended browsers, how to obtain support while using the tools, and useful documents and links.

PROFESSOR TAYLOR WILL USE **CHROME BROWSER** TO BROADCAST MOST OF HIS CLASS MEETINGS. IT IS SUGGESTED BY FSCJ- IT THAT YOU DO NOT USE OLDER VERSIONS OF MICROSOFT EDGE BROWSER OR EVEN THE CURRENT VERSION OF THE MAC SAFARI BROWSER. *SEE BELOW INSTRUCTIONS*

IF CONFERENCES IS USED:

Be sure to review the steps for [using Conferences as a student](#) and the documentation on how to use the [Conferences interface as a participant](#). If needed, [additional documentation](#) for Canvas Conferences is available. **Chrome and Firefox are the recommended browsers for Canvas Conferences.** iOS devices can use Safari mobile and Android can use Chrome mobile. For assistance, please contact the Canvas Support by using the *Help* link on the Canvas global navigation.

If WebEx is used:

Be sure to review the [FSCJ Knowledge Base Article](#) and set your WebEx preferences prior to the first class meeting. Please note that you will be prompted to download the WebEx application when you first attempt to join a WebEx meeting. For assistance, please contact *FSCJ Technical Support* by using the *Help* link on the Canvas global navigation, submit a ticket at help.fscj.edu, or email service.desk@fscj.edu.

If Chat is used:

Be sure to review the [Canvas Chat overview video](#) before the meeting. If needed, additional documentation on [using Chat](#) is available. Should you need technical assistance with the Chat tool, please contact the Canvas Support Center by using the *Help* link on the Canvas global navigation.

REQUIRED TEXT / MATERIALS

Conceptual Chemistry (w/out Access Code) Edition: 5th

Author: Suchocki
ISBN: 9780321804419
Copyright: 2014
Publisher: Pearson

Required Textbook:

Conceptual Chemistry (w/out Access Code) Edition: 5th

Author: John Suchocki
ISBN: 9780321804419
Copyright: 2014
Publisher: Pearson

ACCESSIBILITY

Florida State College at Jacksonville recognizes the importance of assisting and encouraging all students to reach their full potential. In accordance with the Americans with Disabilities Act (ADA), the Americans with Disabilities Act as amended in 2008, and Section 504 of the Rehabilitation Act of 1973, the College ensures that its admission requirements are uniformly applied, and that its services, activities, facilities and academic programs are accessible to and usable by all qualified students. The Office of Services for Students with Disabilities (OSSD) implements and coordinates reasonable accommodations and disability-related services to promote full participation of individuals with disabilities in all aspects of life.

The Rehabilitation Act defines a disability as an individual who has a physical, mental, or learning disability, which substantially limits one or more major life activity (i.e., seeing, hearing, speaking, walking, sitting, standing, breathing, reading, writing, or performing mathematical calculations, and caring for oneself); or who has a record of such impairment; or who is regarded as having such impairment. Both the impairment and the limitation of a major life activity must be established to be eligible under the ADA.

Please click [here](http://www.fscj.edu/admissions-aid/services-for-students-with-disabilities) (<http://www.fscj.edu/admissions-aid/services-for-students-with-disabilities>) for more information.

LEARNING OUTCOMES

SECTION 5 (To be completed for General Education courses only.)

GENERAL EDUCATION LEARNING OUTCOME AREA (Place an "X" in the box next to those that are applicable.)

	Communication	X	Critical Thinking		Information Literacy
X	Scientific and Quantitative Reasoning				Global Sociocultural Responsibility

SECTION 6

LEARNING OUTCOMES	TYPE OF OUTCOME (General Education, Course or Program)	METHOD OF ASSESSMENT
Explain and apply major concepts in general chemistry.	Course	Written tests, reports and/or use of equipment to demonstrate student competency in field.
Demonstrate knowledge of scientific method.	Program	Formulate problem, make observations, derive and test hypothesis, and make conclusions.
Communicate scientific ideas through oral or written assignments.	Program	Students use analytical reasoning skills to solve problems on written tests and/or assignments.
Interpret scientific models such as formulas, graphs, tables and schematics, draw inferences from them and recognize their limitations.	Program	Written reports of projects and/or written tests demonstrate student competency in the application of scientific knowledge.

Demonstrate problem solving methods in situations that are encountered outside of the classroom.	General Education	Students use demonstrations, group discussions, written tests, and/or research projects to illustrate competence in recognizing and evaluating various scientific processes.
--	-------------------	--

COURSE PARTICIPATION

CUSTOM ITEM 3

SUMMER 2020 ADDITIONAL INFORMATION:

CAMPUS BASED HYBRID WILL BE FULLY ONLINE WITH CONFERENCING DURING SCHEDULE CLASS HOURS

Here are instructions for the use of all conferencing delivery systems:

SYNCHRONOUS VIRTUAL INSTRUCTION

Live virtual/online sessions in this course will be conducted by the instructor via **Conferences**, Cisco WebEx and/or Chat within Canvas during the class times indicated in your myFSCJ class schedule. You will find the link to **Conferences**, WebEx and Chat within the course navigation menu in Canvas. If using a mobile device, the course menu will be revealed by clicking the three horizontal lines in the upper left corner of your screen. All three tools are also accessible within the Canvas Student app.

PROFESSOR TAYLOR WILL UTILIZE CANVAS CONFERENCE TOOL AS THE PRIMARY DELIVERY SYSTEM

During the live online meeting time, please navigate to **Conferences**, WebEx or Chat as directed by your instructor, then **click "Join"** to begin participating in the virtual session. To be able to ask questions during the live online sessions, you will need to determine how you would like to connect your audio to the meeting.

Audio Options include:

- Use computer for audio—Use your computer with a headset or speakers. This is recommended and the default audio connection type within both Conferences and WebEx tools. You can change your headset, speakers, and microphone.
- Call in—Dial in from your phone when the meeting starts. A list of global call-in numbers is available after you join the meeting.
- Don't connect audio—You won't hear any audio in the meeting through your computer or phone. Unless your instructor states to use this option, please plan to join with one of the above options.

Some browsers may not be fully compatible with Canvas. Please review the information below for details on recommended browsers, how to obtain support while using the tools, and useful documents and links.

CALENDAR OF ACTIVITIES

Read the weekly activities through Canvas course announcements, class emails, and information from our external web site:
<http://www.fscj.me/chm1020.html>

This Calendar is written for the **Online Student** in this class.



Students need complete at least two chapters per week.

However, due to our strange circumstances I have put the deadline for all the Weekly Video and end-of-Chapter (EoC) test for chapters 1-6 the fourth week of the course (July 20) when the midterms must be completed.

Then I have set the End Term exams (Chapters 7-14) for the last week of the course, ending June 15.

Week	Topic	
One (June 29-July 5)	1st Week Exploration	Complete Discussion #1 in Canvas: 'Who Am I?'
One (June 29-July 5)	1st Week Explorations	Complete the following 1st week explorations: 1. Online Student Contract - 10 points 2. 'First Private Email' to the Instructor - 10 points These explorations are explained in Canvas Course Assignments
One (June 29-July 5)	Gasoline Project - Project #2 (Chapter 1- Section 1.6 Measurement)	see Canvas Project Model for complete instruction or http://www.fscj.me/chm1020/Projects/Project2Gasoline
One (June 29-July 5)	Project #1 (Part #1): The Scientific Method: Analysis of the Movie Film: Andromeda Strain – 1971 Editorial Review: The movie spends a great deal of time covering the scientific procedures of the high-pressure investigation, and the rising tensions between scientists who have been forced to work in claustrophobic conditions. It's all very fascinating if you're interested in scientific method and technological advances, although the film is obviously dated in many of its details.....	Project #1-The Scientific Method- (Part #1) http://fscj.me/chm1020/Projects/Project1ScientificMethod/Project1 1. watch the movie and take notes during the 2:08 hour Andromeda Strain Movie Notes . Download WORD . 2. Completing the required district question form and v spaced word processed pages including: a. Define the Problem b. Describe the procedures used to allow the scientist to work in claustrophobic conditions c. Describe examples of the use of the scientific method d. Describe the chemistry principles discovered to: e. Your comments
One (June 29-July 5)	Project #24 (Part 2 Scientific Method) Controlled Experiment Demonstration	Project #24 (Part #2) http://fscj.me/chm1020/Projects/Project24ControlledExperiment
One (June 29-July 5)	Chapter 1 Online Exams	a. Complete Chapter 1 Online Video Exam b. Complete Chapter 1 Online End-of-Chapter Exam c. complete Chapter 1 Vocabulary Exam

Week Two (July 6-12)	Project #35: The Gimli Glider http://northcampus.net/GimliGlider/GimliGlider.html Video: http://northcampus.net/CHM1020/Projects/MaydayAirDiasterSeason1Episode2GimliGlider/MaydayAirDiasterSeason1Episode2GimliGlider.html	Project #35: The Gimli Glider - Chapter 1 Section 1.6 (see en Problems with Measurement (English vs Metric System Error) Go to web site: http://northcampus.net/GimliGlider/GimliGlider.html
Week Two (July 6-12)	Chapter 2 Online Exams	a. Complete Chapter 2 Online Video Exam b. Complete Chapter 2i Online End-of-Chapter Exam c. complete Chapter 2 Vocabulary Exam
Week Two (July 6-12)	Chapter 2ii Online Exam Chapter 2 iii Online Exam	Complete Chapter 2ii On-line end-of-chapter Exam (Parts G Complete EoC Chapter 2ii (G,K,P) Exam
Week two (July 6-12)	Chapter3 Online Exams	Complete Chapter 3 Video Exam Complete Chapter 3 End-of-Chapter Exam Complete Chapter 3 Vocabulary Exam
Week Three (July 13-19)	Element Expert Project#4	Complete portions of Project #4 as Homework: 1. Chemical Element Spelling Exercise (Names & Symbols) http://www.lsu.info/chem1001/elementquiz/elementquiz.html 2. Element Game (5 Points): http://www.fsci.me/chem1020/Projects/Project4AboutElement 3. Element Expert (Card) (5 Points) Request and be assigned Element to be the class expert-(research Properties- 4. watch Periodic Table Video for element (5 points)and record v=6rdmnp39Prk&list=PL7A1F4CF36C085DE1)
Week Three (July 13-19)	Chapter 4 Online Exams	Complete Chapter 4 Video Exam Complete Chapter 4 End-of-Chapter Exam Complete Chapter 4 Vocabulary Exam
Week Four (July 20-26)	Chapter 5 Online Exams (no Chapter 5 class lectures) Chapter 3.5i Online Homework	a. Complete Chapter 5 Online Video Exam b. Complete Chapter 5 End-of-Chapter Exam c. Complete Chapter 5 Vocabulary Exam d. Complete Chapter 3.5i End-of-Chapter Exam
Weeks 3-4 (July 13-26)	Online Names & Formulas Homework (60 Points)	Project 5 Tasks Task #1: Binary Ionic Names Task #2: Binary Ionic Formulas Task #3: Binary Molecular Names Task #4: Binary Molecular Formulas Task #5: Polyatomic Ion Names For CHM 1020 Use Table Polyions Task #6: Polyatomic Ion Formulas For CHM 1020 Use Table Polyions Task #7: Ternary Ionic Names For CHM 1020 Use Table Polyions Task #8: Ternary Ionic Formulas For CHM 1020 Use Table Polyions Task #9: Binary/Ternary Acid Names For CHM 1020 Use Table Polyions Task #10: Acid Formulas For CHM 1020 Use Table Polyions Task #11: Inorganic Cpd Names For CHM 1020 Use Table Polyions Task #12: Inorganic Cpd Formulas For CHM 1020 Use Table Polyions Project #5 Inorganic Nomenclature: Path 1 or 2: Online Grading Form a. Complete Chapter 3.5ii Online Video Exam b. Complete Chapter 3,5ii End-of-Chapter Exam c. Complete Chapter 6 Online Video Exam d. Complete Chapter 6 End-of-Chapter Exam e. Complete Chapter 6 Vocabulary Exam
Week Four- (July 20-26)	Chapter 3.5ii Online Homework Chapter 3.5ii Online Exam Chapter 6ii Exams	a. Complete Chapter 3.5ii Online Video Exam b. Complete Chapter 3,5ii End-of-Chapter Exam c. Complete Chapter 6 Online Video Exam d. Complete Chapter 6 End-of-Chapter Exam e. Complete Chapter 6 Vocabulary Exam
Weeks 3-4 (July 13-26)	Chapter 6: Dot Structure Homework	Access & Review John Taylor's Drag & Drop Interactive Dot Structures Dot Structure of Molecules Download Paper Atoms: Chapter 6: Paper Atoms Dot Structures of Atoms: O, H, S, e-1 atoms P, N, Cl, e-1 atoms Or Dot/Stick Structures of Atoms: Oxygen-Carbon Dot/Stick Atoms Hydrogen-Chlorine-Nitrogen Dot/Stick Atoms Hydrogen-Phosphorus-Sulfur Dot/Stick Atoms Oxygen-Hydrogen-Carbon-Chlorine Dot Stick Atoms Chapter 6 Dot Structures of Molecules Homework Dot Structure Directions Dot Structure Project 8 Homework Download Dot Structure Hmwk file (.doc)
Week Four- (July 20-26)	Chapter 3.5ii Online Homework Chapter 3.5ii Online Exams	Complete Chapter 3.5ii Online Homework & Exams Submit via email The names and Formula Grading form for t
Week Five (July 27-August 2)	Midterm Multiple Choice Exam - Proctored on line before or in the Test Center (Chapters 1-6) Closed*** Book**/Notes (Study Packs)-- Calculator and Periodic Chart allowed, No Cell phones allowed or Internet Use besides the test not allowed..	Complete the 60 question Midterm Exam closed book, close unlimited Attempts - highest grade counts-Gateway rules apply

Week Five (July 27-August 2)	Midterm Vocabulary Exam - Proctored on line or in the Test Center (Chapters 1-6) Closed** Book*/Notes (Study Packs)-- Calculator and Periodic Chart allowed, No Cell phones allowed or Internet Use besides the test not allowed. Chapters 1-6 Word List will be provided	Complete the 60 question Midterm Vocabulary Exam closed proctored online, unlimited Attempts - highest grade counts-G
Week Five (July 27-August 2)	Chapter 6ii Online Homework - Dot Structures of Molecules 30 points Chapter 6ii Online Exams	a. Complete Chapter 6ii Online Video Exam b. Complete Chapter 6ii End-of-Chapter Exam c. Chapter 6ii Online Homework - Dot Structures of Molecu
Weeks Five-Week Seven+ (July 27-August 18th)	Chapter all Online Exams for Chapters 7,9,10,11,12,13	a. Complete Chapters 7,9,10,12,13 Online Video Exams b. Complete Chapters 7,9,10,12,13 End-of-Chapter Exams c. Complete Chapters 7,8,9,10,11,12,13,14,15,16,17 Vocabulary d. Complete Chapter 9 Chemical Reactions Online Lab Homework e. Complete Chapter 12 Isomer # Homework
Week Five (July 27-August 2)	Chapter 9 Part B Balancing Equations Online Practice	Watch 2nd video in Section 9.1 Chapter 9: How Chemicals React 9.1 Chemical Reactions Are Represented by Chemical Equations Chapter 9: How Chemicals React For homework Balance 20 equations online and send or all of the following: 1. Online Practice Test (20 Equations) and/or 2. Another Online Practice Test and/or 3. Balancing Chemical Reactions Interactive Game (Play all three levels) and/or 4. Jefferson Labs Interactive Balancing Equations Play all three levels: Beginner - Intermediate - Advanced For additional video instruction: 1. Kahn Academy Video: Balancing Chemical Reactions 2. Tyler DeWitt's Video Introduction (You Tube): Simple Balancing Chemical Reactions  3. Balancing Chemical Equations Practice Problems 
Week Six (August 3-9)	Chapter 9ii Chemical Reactions Online Lab/Homework	A. Watch the Videos for Combination and Decomposition Reaction homework packet. B. Continue watch the online videos for Single Replacement products of the reaction and balance the reaction. View: Online Chemical Reactions Lab/Homework Download WORD Packet: ChemicalReactionsLab.doc
Week Seven (August 10-16)	Chapter 12 Part C Isomer # Problem Homework 30 Points	Chapter 12 Part C Isomer # Homework as follows: In Class/Take-Home Lab Structural Isomer Number: _____ (05) Structural Isomer Take-Home Problem #1 _____ (05) Structural Isomer Take-Home Problem #2 _____ (05) Structural Isomer Take-Home Problem #3 _____ (05) Structural Isomer Take-Home Problem #4 _____ (05) Structural Isomer Take-Home Problem #5 _____ (05) Structural Isomer Take-Home Problem #6
Week Seven-Completion Days (August 10-18)	Proctored Closed Book End Term Multiple Choice Exam (Chapters 7, 9, 10, 11, 12, 13) 60 Points	Complete the 60 question online closed book Proctored multi Week 8 - Completion Day - unlimited attempts- Highest grade -60 points-this exam must be completed online prior to June 8

Week Seven + Completion Days (August 10-18)	Proctored Closed Book End Term Vocabulary Exam - 60 Points	During the last week of class complete the End Term Vocat proctored either in the test center or online proctoring. unlimited attempts; highest score counts; no time limit (Apr: Gateway conditions apply)
Weeks 1 through 7 + Completion Days (June 29th - August 18th)	All Online Students Weekly Chapter Video Exams Summary Online Open Book Chapter Video Exams Chapter 1-14 (Found in Canvas Module or Quiz Directories)	1. Watch all 14 chapter videos; ~104+ 3-8 minutes each 2. Study the assigned 14 chapters 1-14 in the textbook; 3. Review all 14 required chapter Power Points; 4. Complete All Online Chapter Video Exams in Canvas's M chapter) (Estimated Weekly Deadline are show above for Chapters 1
Weeks 1 through 7 + Completion Days (June 29th - August 18th)	All Online Students Weekly End-of-Chapter EDxam Summary Open-Book Weekly End of Chapter Exams (EoC) (via textbook, online video, power points, <i>Chapter study packs</i> , and/or additional online videos)	1. Watch all 14 chapter videos; ~104+ 3-8 minutes each as state above 2. Study the assigned 14 chapters 1-14 (textbook); 3. Review all 14 required chapter Power Points (online-optional); 4. Review and Study <i>Chapter Study Packs</i> which provide additional inform 5. Complete All Online Weekly End-of-Chapter Chapter Exams in Canvas's (Weekly Deadline should be complete as shown above for Chapters 1-1
Weeks 1 through 7 + Completion Days (June 29th - August 18th)	All Online Students will complete the chapter vocabulary exams for all 17 chapters. Word list for each chapter are located at the end of each chapter and in Canvas Vocabulary Module.	All Online Students will complete the open book chapterv with 8-16 fill-in-the-blank terms. The words must be exactly Unlimited attempts, highest grade counts, No time Limit. Rej ** Pleasenotify the instructor via email of this error stating d adjusted manually

FINAL GRADE BASED ON TOTAL EARNED POINTS (POINTS SUBJECT TO CHANGE) (WILL NOT BE INCREASED-ONLY DECREASED IF EXERCISED DELETED)
THE CLASS IS BASED ON TOTAL POINTS, APPROXIMATELY 2000 GIVE OR TAKE +/- (100 TO 200). HOWEVER, THE TOTAL POINTS MAY DECREASE WHICH MAY CHANGE THE MINIMUM NUMBER OF POINTS FOR AN A, A B, AND A C (NOT HIGHER ONLY LOWER)

GRADE	POINTS
A	1500+ TOTAL POINTS (~1500-1935)
B	1200+ TOTAL POINTS (~1200-1499)
C	900+ TOTAL POINTS (900-1199)
D	600+ TOTAL POINTS (600-899)
F	~BELOW600 TOTAL POINTS

COURSE GRADE BREAKDOWN

YOUR FINAL GRADE IS BASED ON TOTAL POINTS (~MAXIMUM):

1. ONLINE CHAPTER VIDEO EXAMS ONLINE (~406 POINTS)

CHAPTER 1: SECTION 1.1-1.6	6 SECTIONS	= 24 POINTS
CHAPTER 2: SECTION 2.1-2.8	8 SECTIONS	= 34 POINTS
CHAPTER 3: SECTION 3.1-3.8	8 SECTIONS	= 32 POINTS
CHAPTER 4: SECTION 4.1-4.9	9 SECTIONS	= 36 POINTS
CHAPTER 5: SECTION 5.1-5.8	8 SECTIONS	= 32 POINTS
CHAPTER 6: SECTION 6.1-6.7	7 SECTIONS	= 24 POINTS
CHAPTER 7: SECTION 7.1-7.7	7 SECTIONS	= 28 POINTS
CHAPTER 8: SECTION 8.1-8.6	6 SECTIONS	= 24 POINTS
CHAPTER 9: SECTION 9.1-9.7	7 SECTIONS	= 24 POINTS
CHAPTER 10: SECTION 10.1-10.6	6 SECTIONS	= 24 POINTS
CHAPTER 11: SECTION 11.1-11.8	8 SECTIONS	= 32 POINTS
CHAPTER 12: SECTION 12.1-12.9	9 SECTIONS	= 36 POINTS
CHAPTER 13: SECTION 13.1-13.8	8 SECTIONS	= 28 POINTS

CHAPTER 14: SECTION 14.1-14.7 7 SECTIONS = 28 POINTS

TOTAL: 104 SECTIONS 104 SECTIONS = 406 POINTS

EXTRA CREDIT:

CHAPTER 15: SECTION 15.1-15.8 8 SECTIONS = 32 POINTS

CHAPTER 16: SECTION 16.1-16.7 7 SECTIONS = 28 POINTS

CHAPTER 17: SECTION 17.1-17.8 8 SECTIONS = 32 POINTS

2. ONLINE END-OF-CHAPTER MULTIPLE CHOICE EXAMS(~718 POINTS)

CHAPTER 1I: PARTS A-E 16 QUESTIONS = 32 POINTS
CHAPTER 1II: PARTS F 05 QUESTIONS = 15 POINTS
CHAPTER 1III: PARTS S 05 QUESTIONS = 15 POINTS
CHAPTER 2I: PARTS B-F 15 QUESTIONS = 30 POINTS
CHAPTER 2II: PARTS G0-G6 15 QUESTIONS = 30 POINTS
CHAPTER 2III: PARTS G,K,P 15 QUESTIONS = 30 POINTS
CHAPTER 3: PARTS A,A1,B-D,G,P 23 QUESTIONS = 46 POINTS
CHAPTER 4I: PARTS A,B 12 QUESTIONS = 40 POINTS
CHAPTER 4II: PARTS C,D,P-P2,S 16 QUESTIONS = 40 POINTS
CHAPTER 3.5I: PARTS F,E1,E2 15 QUESTIONS = 30 POINTS
CHAPTER 3.5II: PARTS E,E3,E4 20 QUESTIONS = 30 POINTS
CHAPTER 5: PARTS A-H 19 QUESTIONS = 38 POINTS
CHAPTER 6II: PARTS A-D 14 QUESTIONS = 40 POINTS
CHAPTER 6III: PARTS E-H 10 QUESTIONS = 20 POINTS
CHAPTER 7: PARTS A-D2 14 QUESTIONS = 28 POINTS
CHAPTER 8: NO STUDY PACK/NO END-OF-CHAPTER QUIZZES
CHAPTER 9I: PARTS A,A1,B 15 QUESTIONS = 30 POINTS
CHAPTER 9II: PARTS B1,B2,B3,B4 15 QUESTIONS = 45 POINTS
CHAPTER 9III: PARTS C,D,E,F,G 15 QUESTIONS = 30 POINTS
CHAPTER 10I: PARTS A-F 19 QUESTIONS = 38 POINTS
CHAPTER 10II: PARTS W 5 QUESTIONS = 20 POINTS
CHAPTER 11: PART R 5 QUESTIONS = 20 POINTS
CHAPTER 12I: PARTS A,B,D 10 QUESTIONS = 20 POINTS
CHAPTER 12II: PARTS C,E,F 16 QUESTIONS = 35 POINTS
CHAPTER 13: PARTS A-D 8 QUESTIONS = 16 POINTS
CHAPTER 14: NO STUDY PACK/NO END-OF-CHAPTER QUIZZES

TOTAL: 79 PARTS 25 EXAMS = 718 POINTS

ONLINE CHAPTER VOCABULARY QUIZZES (FILL-IN-THE-BLANK) (216 POINTS)

CHAPTER 1: 17 TOTAL TERMS 12 QUESTIONS X 1 = 12 POINTS
CHAPTER 2: 31 TOTAL TERMS 12 QUESTIONS X 1 = 12 POINTS
CHAPTER 3: 26 TOTAL TERMS 12 QUESTIONS X 1 = 12 POINTS
CHAPTER 4: 22 TOTAL TERMS 12 QUESTIONS X 1 = 12 POINTS
CHAPTER 5: 15 TOTAL TERMS 12 QUESTIONS X 1 = 12 POINTS
CHAPTER 6: 18 TOTAL TERMS 12 QUESTIONS X 1 = 12 POINTS
CHAPTER 7: 18 TOTAL TERMS 12 QUESTIONS X 1 = 12 POINTS
CHAPTER 8: 11 TOTAL TERMS 08 QUESTIONS X 1 = 08 POINTS
CHAPTER 9: 15 TOTAL TERMS 12 QUESTIONS X 1 = 12 POINTS
CHAPTER 10: 12 TOTAL TERMS 12 QUESTIONS X 1 = 12 POINTS
CHAPTER 11: 12 TOTAL TERMS 12 QUESTIONS X 1 = 12 POINTS
CHAPTER 12: 27 TOTAL TERMS 14 QUESTIONS X 1 = 14 POINTS
CHAPTER 13: 21 TOTAL TERMS 16 QUESTIONS X 1 = 16 POINTS
CHAPTER 14: 15 TOTAL TERMS 15 QUESTIONS X 1 = 15 POINTS
CHAPTER 15: 17 TOTAL TERMS 15 QUESTIONS X 1 = 15 POINTS
CHAPTER 16: 18 TOTAL TERMS 16 QUESTIONS X 1 = 16 POINTS
CHAPTER 17: 8 TOTAL TERMS 08 QUESTIONS X 1 = 08 POINTS

TOTAL: 309+ TOTAL TERMS 204 QUESTIONS/TERMS = 204 POINTS

MIDTERM MULTIPLE CHOICE EXAM 60 POINTS

END TERM MULTIPLE CHOICE EXAM 60 POINTS

MIDTERM VOCABULARY EXAM 60 POINTS

END TERM VOCABULARY EXAM 60 POINTS

SUMMARY OF PROJECTS/PAPERS/ACTIVITIES (PROJECTS HAVE BEEN REVISED-SEE CANVAS COURSE ASSIGNMENTS):

EACH OF THE FOLLOWING ACTIVITIES MAY TAKE ONE TO FOUR HOURS TO COMPLETE.

PROJECT #1 SCIENTIFIC METHOD-ANDROMEDA STRAIN MOVIE 40 POINTS

PROJECT #2 GASOLINE DEMAND 50 POINTS

PROJECT #24 SCIENTIFIC METHOD - THE CONTROL EXPERIMENT 30 POINTS

PROJECT #35 THE GIMLI GLIDER 30 POINTS

1ST WEEK EXPLORATIONS:

DISCUSSION QUESTION #1 WHO AM I? 10 POINTS

FIRST EMAIL TO INSTRUCTOR: WHO AM I? 10 POINTS

STUDENT CONTRACT 10 POINTS

COURSE EVALUATION IS OPTIONAL: **20 EXTRA CREDIT POINTS** (10 POINTS FSCJ & 10 POINTS RATE MY PROFESSOR). THESE SURVEYS ARE ANONYMOUS. STUDENTS MUST NOTIFY VIA EMAIL THAT THEY HAVE SUBMITTED THE COURSE/INSTRUCTOR EVALUATION BY MAKE A SCREEN PRINT OF THE POPUP BOX STATING THE TASK HAS BEEN COMPLETED. (DO NOT SEND A COPY OF THE SURVEY TO YOUR INSTRUCTOR). THE FSCJ EVALUATION WINDOW IS OPEN TO THE STUDENT DURING THE LAST TWO WEEKS OF THE TERM AND MAY NOT BE COMPLETED AFTER A FINAL GRADE HAS BEEN ASSIGNED (MARCH 1). YOUR INSTRUCTOR MAY NOT SEE YOUR SURVEY UNTIL AFTER THE FINAL GRADES HAVE BEEN SUBMITTED TO THE COLLEGE (MARCH 1).

TITLE	POINTS
14 WEEKLY ONLINE CHAPTER VIDEO EXAMS	406
25 WEEKLY ONLINE CHAPTER END-OF-CHAPTER EXAMS	718
17 ONLINE CHAPTER VOCABULARY EXAMS	204
MIDTERM MULTIPLE CHOICE EXAM (CHAPTER 1-6) CLOSED BOOK - PROCTORED	60
MIDTERM VOCABULARY EXAM (CHAPTERS 1-6) CLOSED BOOK WITH WORD LIST - PROCTORED	60
END TERM MULTIPLE CHOICE EXAM (CHAPTERS 7,9,10,11,12,13) - CLOSED BOOK - PROCTORED	60
END TERM VOCABULARY EXAM (CHAPTERS 7-17) CLOSED BOOK WITH WORD LIST - PROCTORED	60
PROJECT #1 SCIENTIFIC METHOD - ANDROMEDA STRAIN MOVIE ANALYSIS	40
PROJECT #2 GASOLINE DEMAND	50
PROJECT #24 SCIENTIFIC METHOD: THE CONTROL EXPERIMENT	30
PROJECT S35 THE GIMLI GLIDER (CHAPTER 1-MEASUREMENT ERROR)	30
ONLINE HOMEWORK: ELEMENT 25; DOTS 30; REACTIONS 30; ISOMERS 30; NAME 60	185
1ST WEEK EXPLORATIONS	30
TOTAL	1933

FN GRADE - FAILURE FOR NON-ATTENDANCE

Online Weekly Chapter Exams Should be your main focus

Weekly Online End-of-Chapter Exams ~718 points

Weekly Online Video Exams ~406 points

Chapter vocabulary Exams ~208 points

The Student will be graded based on the grand total of points (Not %) showing in Canvas with the final grade criteria listed around (~1935 possible points).

Incomplete Grade:

It must be requested following the guideline set by the college. Students who do not finish by August 18th must speak with the instructor about extension of time. Grades will be submitted August 20th

COURSE GUIDELINES & POLICIES

ACADEMIC DISHONESTY

Academic dishonesty, in any form, has severe consequences. Click [here](http://www.fscj.edu/academic-dishonesty) (http://www.fscj.edu/academic-dishonesty) to view FSCJ's academic dishonesty definitions and procedures.

LATE / MAKE UP WORK

Communication via Email All email must have the designated code to begin the SUBJECT.

The Subject Code for this section: **C-7** (for example Subject: **C-7: First Email**)

All Activities and Testing should be completed as suggested and all test and makeups must be completed by noon on August 20th (The 7 week term ends August 18th. August 20th will be the C-7 term grade deadline. August 17th and 18th are now called completion days (replaces the old final exam days). Traditionally grades are usually due at 10 pm two days after the last day of completion.

The Midterm exam must be completed by the end of week five or August 2nd.

The 1st week explorations must be completed by July 6th. After July 6th (or the day the points are posted in Canvas) will earn no points.

****Students SHOULD Complete at least two chapters per week to finish. Each chapter take several hours of study and testing. You can not do 14 chapters in one week. It is up to the student to set her/his own personal weekly deadlines and the professor has programmed Canvas that the chapter must be completed by midnight on the final day of the term to allow student flexibility. Student who don't keep the weekly suggested schedule usually end up failing or earning on a D final grade.**

Optional Chapter projects are due no later than June 23rd.

Expected Student Conduct:

<http://www.fscj.me/ExpectationsStudentConduct.htm>

Netiquette:

<http://www.fscj.me/netiquette.htm>

Electronic Device Policy:

<http://www.fscj.me/ElectronicMediaPolicy.htm>

Academic Integrity & Cheating:

<http://pages.ucsd.edu/~dkjordan/resources/cheat.html>